



KEY FEATURES

- Water, air and corrosion resistant
- Can be easily installed with retrofit
- Excellent cable support and organization
- Made from recyclable materials
- Ideal for datacenters, telecom or electrical manholes
- Easy and fast to install
- Long lasting materials
- Professional and clean sealing method
- Fast lead times from California and Tennessee



Part of the Cal Am System, a fully comprehensive datacenter solution for sealing conduit, microduct and innerduct, and fiber optic cable

Whether a blank seal is needed, or multiple ports for passing through fiber or innerduct, the Cal Am System is the answer. The Wedge Seal Entry Seals are ideal for datacenters, telecom, and electrical manholes. Utilizing a split design, these seals can be installed almost anywhere along a cable network making them easy to install for retrofits.


Manufactured from a combination of polyvinyl chloride (PVC) and thermoplastic elastomer components, these materials will last long and are very cost-effective. These seals use stainless steel fasteners and can be installed with widely available hand-tools. In addition, these Entry Seals prevent the incursion of water and sedimentation into costly duct banks, raceway systems, and fiber networks while confining potential problems like dangerous vapors to their source. This seal provides a clean-install compared to customers using messy sealing foams or unreliable methods of sealing conduit.

The Entry Seal is available in three configurations: single port (Simplex), three-port (Triplex), and four-port (Quadplex). Our newest Entry Seal is designed specifically for smaller innerduct and fiber optic cable in a single port 2" | 50mm.

Many of our sizes are JackMoon® cross-referenced for a seamless part number conversion.


SPECIFICATIONS

| PRODUCT NUMBER | CASE SIZE | UNIT OF MEASURE | CASE QUANTITY | CONDUIT INNER DIAMETER (IN) | CONDUIT INNER DIAMETER (mm) | PORT DIAMETER RANGE (IN) | PORT DIAMETER RANGE (mm) |
|--|----------------|-----------------|---------------|-----------------------------|-----------------------------|--------------------------|--------------------------|
| 4.00" 100mm Triplex Entry Seals | | | | | | | |
| 7340-075 | 4.00" 100mm | CASE | 4 | 3.95 - 4.15 | 100.33 - 105.41 | 0.73 - 0.77 | 18.54 - 19.56 |
| 7340-080 | 4.00" 100mm | CASE | 4 | 3.95 - 4.15 | 100.33 - 105.41 | 0.78 - 0.82 | 19.81 - 20.83 |
| 7340-085 | 4.00" 100mm | CASE | 4 | 3.95 - 4.15 | 100.33 - 105.41 | 0.83 - 0.87 | 21.08 - 22.10 |
| 7340-090 | 4.00" 100mm | CASE | 4 | 3.95 - 4.15 | 100.33 - 105.41 | 0.88 - 0.92 | 22.35 - 23.37 |
| 7340-095 | 4.00" 100mm | CASE | 4 | 3.95 - 4.15 | 100.33 - 105.41 | 0.93 - 0.97 | 23.62 - 24.64 |
| 7340-100 | 4.00" 100mm | CASE | 4 | 3.95 - 4.15 | 100.33 - 105.41 | 0.98 - 1.02 | 24.89 - 25.91 |
| 7340-105 | 4.00" 100mm | CASE | 4 | 3.95 - 4.15 | 100.33 - 105.41 | 1.03 - 1.07 | 26.16 - 27.18 |
| 7340-110 | 4.00" 100mm | CASE | 4 | 3.95 - 4.15 | 100.33 - 105.41 | 1.08 - 1.12 | 27.43 - 28.45 |
| 7340-115 | 4.00" 100mm | CASE | 4 | 3.95 - 4.15 | 100.33 - 105.41 | 1.13 - 1.17 | 28.70 - 29.72 |
| 7340-120 | 4.00" 100mm | CASE | 4 | 3.95 - 4.15 | 100.33 - 105.41 | 1.18 - 1.22 | 29.97 - 30.99 |
| 7340-125 | 4.00" 100mm | CASE | 4 | 3.95 - 4.15 | 100.33 - 105.41 | 1.23 - 1.27 | 31.24 - 32.26 |
| 7340-130 | 4.00" 100mm | CASE | 4 | 3.95 - 4.15 | 100.33 - 105.41 | 1.28 - 1.32 | 32.51 - 33.53 |
| 7340-135 | 4.00" 100mm | CASE | 4 | 3.95 - 4.15 | 100.33 - 105.41 | 1.33 - 1.37 | 33.78 - 34.80 |
| 7340-140 | 4.00" 100mm | CASE | 4 | 3.95 - 4.15 | 100.33 - 105.41 | 1.38 - 1.42 | 35.05 - 36.07 |
| 7340-145 | 4.00" 100mm | CASE | 4 | 3.95 - 4.15 | 100.33 - 105.41 | 1.43 - 1.47 | 36.32 - 37.34 |
| 7340-150 | 4.00" 100mm | CASE | 4 | 3.95 - 4.15 | 100.33 - 105.41 | 1.48 - 1.52 | 37.59 - 38.61 |




SPECIFICATIONS

| PRODUCT NUMBER | CASE SIZE | UNIT OF MEASURE | CASE QUANTITY | CONDUIT INNER DIAMETER (IN) | CONDUIT INNER DIAMETER (mm) | PORT DIAMETER RANGE (IN) | PORT DIAMETER RANGE (mm) |
|--|----------------|-----------------|---------------|-----------------------------|-----------------------------|--------------------------|--------------------------|
| 7340-155 | 4.00" 100mm | CASE | 4 | 3.95 - 4.15 | 100.33 - 105.41 | 1.53 - 1.57 | 38.86 - 39.88 |
| 7340-160 | 4.00" 100mm | CASE | 4 | 3.95 - 4.15 | 100.33 - 105.41 | 1.58 - 1.62 | 40.13 - 41.15 |
| 7340-165 | 4.00" 100mm | CASE | 4 | 3.95 - 4.15 | 100.33 - 105.41 | 1.63 - 1.67 | 41.40 - 42.42 |
| 5.00" 125mm Triplex Entry Seals | | | | | | | |
| 7350-075 | 5.00" 125mm | CASE | 4 | 4.95 - 5.15 | 125.73 - 130.81 | 0.73 - 0.77 | 18.54 - 19.56 |
| 7350-080 | 5.00" 125mm | CASE | 4 | 4.95 - 5.15 | 125.73 - 130.81 | 0.78 - 0.82 | 19.81 - 20.83 |
| 7350-085 | 5.00" 125mm | CASE | 4 | 4.95 - 5.15 | 125.73 - 130.81 | 0.83 - 0.87 | 21.08 - 22.10 |
| 7350-090 | 5.00" 125mm | CASE | 4 | 4.95 - 5.15 | 125.73 - 130.81 | 0.88 - 0.92 | 22.35 - 23.37 |
| 7350-095 | 5.00" 125mm | CASE | 4 | 4.95 - 5.15 | 125.73 - 130.81 | 0.93 - 0.97 | 23.62 - 24.64 |
| 7350-100 | 5.00" 125mm | CASE | 4 | 4.95 - 5.15 | 125.73 - 130.81 | 0.98 - 1.02 | 24.89 - 25.91 |
| 7350-105 | 5.00" 125mm | CASE | 4 | 4.95 - 5.15 | 125.73 - 130.81 | 1.03 - 1.07 | 26.16 - 27.18 |
| 7350-110 | 5.00" 125mm | CASE | 4 | 4.95 - 5.15 | 125.73 - 130.81 | 1.08 - 1.12 | 27.43 - 28.45 |
| 7350-115 | 5.00" 125mm | CASE | 4 | 4.95 - 5.15 | 125.73 - 130.81 | 1.13 - 1.17 | 28.70 - 29.72 |
| 7350-120 | 5.00" 125mm | CASE | 4 | 4.95 - 5.15 | 125.73 - 130.81 | 1.18 - 1.22 | 29.97 - 30.99 |
| 7350-125 | 5.00" 125mm | CASE | 4 | 4.95 - 5.15 | 125.73 - 130.81 | 1.23 - 1.27 | 31.24 - 32.26 |
| 7350-130 | 5.00" 125mm | CASE | 4 | 4.95 - 5.15 | 125.73 - 130.81 | 1.28 - 1.32 | 32.51 - 33.53 |
| 7350-135 | 5.00" 125mm | CASE | 4 | 4.95 - 5.15 | 125.73 - 130.81 | 1.33 - 1.37 | 33.78 - 34.80 |




SPECIFICATIONS

| PRODUCT NUMBER | CASE SIZE | UNIT OF MEASURE | CASE QUANTITY | CONDUIT INNER DIAMETER (IN) | CONDUIT INNER DIAMETER (mm) | PORT DIAMETER RANGE (IN) | PORT DIAMETER RANGE (mm) |
|--|----------------|-----------------|---------------|-----------------------------|-----------------------------|--------------------------|--------------------------|
| 7350-140 | 5.00" 125mm | CASE | 4 | 4.95 - 5.15 | 125.73 - 130.81 | 1.38 - 1.42 | 35.05 - 36.07 |
| 7350-145 | 5.00" 125mm | CASE | 4 | 4.95 - 5.15 | 125.73 - 130.81 | 1.43 - 1.47 | 36.32 - 37.34 |
| 7350-150 | 5.00" 125mm | CASE | 4 | 4.95 - 5.15 | 125.73 - 130.81 | 1.48 - 1.52 | 37.59 - 38.61 |
| 7350-155 | 5.00" 125mm | CASE | 4 | 4.95 - 5.15 | 125.73 - 130.81 | 1.53 - 1.57 | 38.86 - 39.88 |
| 7350-160 | 5.00" 125mm | CASE | 4 | 4.95 - 5.15 | 125.73 - 130.81 | 1.58 - 1.62 | 40.13 - 41.15 |
| 7350-165 | 5.00" 125mm | CASE | 4 | 4.95 - 5.15 | 125.73 - 130.81 | 1.63 - 1.67 | 41.40 - 42.42 |
| 7350-170 | 5.00" 125mm | CASE | 4 | 4.95 - 5.15 | 125.73 - 130.81 | 1.68 - 1.72 | 42.67 - 43.69 |
| 7350-175 | 5.00" 125mm | CASE | 4 | 4.95 - 5.15 | 125.73 - 130.81 | 1.73 - 1.77 | 43.94 - 44.96 |
| 7350-180 | 5.00" 125mm | CASE | 4 | 4.95 - 5.15 | 125.73 - 130.81 | 1.78 - 1.82 | 45.21 - 46.23 |
| 6.00" 150mm Triplex Entry Seals | | | | | | | |
| 7360-075 | 6.00" 150mm | CASE | 4 | 5.96 - 6.15 | 151.38 - 156.21 | 0.73 - 0.77 | 18.54 - 19.56 |
| 7360-080 | 6.00" 150mm | CASE | 4 | 5.96 - 6.15 | 151.38 - 156.21 | 0.78 - 0.82 | 19.81 - 20.83 |
| 7360-085 | 6.00" 150mm | CASE | 4 | 5.96 - 6.15 | 151.38 - 156.21 | 0.83 - 0.87 | 21.08 - 22.10 |
| 7360-090 | 6.00" 150mm | CASE | 4 | 5.96 - 6.15 | 151.38 - 156.21 | 0.88 - 0.92 | 22.35 - 23.37 |
| 7360-095 | 6.00" 150mm | CASE | 4 | 5.96 - 6.15 | 151.38 - 156.21 | 0.93 - 0.97 | 23.62 - 24.64 |
| 7360-100 | 6.00" 150mm | CASE | 4 | 5.96 - 6.15 | 151.38 - 156.21 | 0.98 - 1.02 | 24.89 - 25.91 |



SPECIFICATIONS

| PRODUCT NUMBER | CASE SIZE | UNIT OF MEASURE | CASE QUANTITY | CONDUIT INNER DIAMETER (IN) | CONDUIT INNER DIAMETER (mm) | PORT DIAMETER RANGE (IN) | PORT DIAMETER RANGE (mm) |
|----------------|----------------|-----------------|---------------|-----------------------------|-----------------------------|--------------------------|--------------------------|
| 7360-105 | 6.00" 150mm | CASE | 4 | 5.96 - 6.15 | 151.38 - 156.21 | 1.03 - 1.07 | 26.16 - 27.18 |
| 7360-110 | 6.00" 150mm | CASE | 4 | 5.96 - 6.15 | 151.38 - 156.21 | 1.08 - 1.12 | 27.43 - 28.45 |
| 7360-115 | 6.00" 150mm | CASE | 4 | 5.96 - 6.15 | 151.38 - 156.21 | 1.13 - 1.17 | 28.70 - 29.72 |
| 7360-120 | 6.00" 150mm | CASE | 4 | 5.96 - 6.15 | 151.38 - 156.21 | 1.18 - 1.22 | 29.97 - 30.99 |
| 7360-125 | 6.00" 150mm | CASE | 4 | 5.96 - 6.15 | 151.38 - 156.21 | 1.23 - 1.27 | 31.24 - 32.26 |
| 7360-130 | 6.00" 150mm | CASE | 4 | 5.96 - 6.15 | 151.38 - 156.21 | 1.28 - 1.32 | 32.51 - 33.53 |
| 7360-135 | 6.00" 150mm | CASE | 4 | 5.96 - 6.15 | 151.38 - 156.21 | 1.33 - 1.37 | 33.78 - 34.80 |
| 7360-140 | 6.00" 150mm | CASE | 4 | 5.96 - 6.15 | 151.38 - 156.21 | 1.38 - 1.42 | 35.05 - 36.07 |
| 7360-145 | 6.00" 150mm | CASE | 4 | 5.96 - 6.15 | 151.38 - 156.21 | 1.43 - 1.47 | 36.32 - 37.34 |
| 7360-150 | 6.00" 150mm | CASE | 4 | 5.96 - 6.15 | 151.38 - 156.21 | 1.48 - 1.52 | 37.59 - 38.61 |
| 7360-155 | 6.00" 150mm | CASE | 4 | 5.96 - 6.15 | 151.38 - 156.21 | 1.53 - 1.57 | 38.86 - 39.88 |
| 7360-160 | 6.00" 150mm | CASE | 4 | 5.96 - 6.15 | 151.38 - 156.21 | 1.58 - 1.62 | 40.13 - 41.15 |
| 7360-165 | 6.00" 150mm | CASE | 4 | 5.96 - 6.15 | 151.38 - 156.21 | 1.63 - 1.67 | 41.40 - 42.42 |
| 7360-170 | 6.00" 150mm | CASE | 4 | 5.96 - 6.15 | 151.38 - 156.21 | 1.68 - 1.72 | 42.67 - 43.69 |
| 7360-175 | 6.00" 150mm | CASE | 4 | 5.96 - 6.15 | 151.38 - 156.21 | 1.73 - 1.77 | 43.94 - 44.96 |
| 7360-180 | 6.00" 150mm | CASE | 4 | 5.96 - 6.15 | 151.38 - 156.21 | 1.78 - 1.82 | 45.21 - 46.23 |
| 7360-185 | 6.00" 150mm | CASE | 4 | 5.96 - 6.15 | 151.38 - 156.21 | 1.83 - 1.87 | 46.48 - 47.50 |




SPECIFICATIONS

| PRODUCT NUMBER | CASE SIZE | UNIT OF MEASURE | CASE QUANTITY | CONDUIT INNER DIAMETER (IN) | CONDUIT INNER DIAMETER (mm) | PORT DIAMETER RANGE (IN) | PORT DIAMETER RANGE (mm) |
|--|----------------|-----------------|---------------|-----------------------------|-----------------------------|--------------------------|--------------------------|
| 7360-190 | 6.00" 150mm | CASE | 4 | 5.96 - 6.15 | 151.38 - 156.21 | 1.88 - 1.92 | 47.75 - 48.77 |
| 7360-195 | 6.00" 150mm | CASE | 4 | 5.96 - 6.15 | 151.38 - 156.21 | 1.93 - 1.97 | 49.02 - 50.04 |
| 8.00" 200mm Triplex Entry Seals | | | | | | | |
| 7380-240 | 8.00" 200mm | EACH | N/A | 7.74 - 7.94 | 196.60 - 201.68 | 2.38 - 2.42 | 60.45 - 61.49 |
| 7380-245 | 8.00" 200mm | EACH | N/A | 7.74 - 7.94 | 196.60 - 201.68 | 2.43 - 2.47 | 61.72 - 62.74 |
| 7380-250 | 8.00" 200mm | EACH | N/A | 7.74 - 7.94 | 196.60 - 201.68 | 2.48 - 2.52 | 62.99 - 64.01 |
| 7380-255 | 8.00" 200mm | EACH | N/A | 7.74 - 7.94 | 196.60 - 201.68 | 2.53 - 2.57 | 64.26 - 65.28 |
| 7380-260 | 8.00" 200mm | EACH | N/A | 7.74 - 7.94 | 196.60 - 201.68 | 2.58 - 2.62 | 65.53 - 66.55 |
| 7380-265 | 8.00" 200mm | EACH | N/A | 7.74 - 7.94 | 196.60 - 201.68 | 2.63 - 2.67 | 66.80 - 67.82 |
| 7380-270 | 8.00" 200mm | EACH | N/A | 7.74 - 7.94 | 196.60 - 201.68 | 2.68 - 2.72 | 68.07 - 69.01 |

DIMENSIONS AND WEIGHT

| PRODUCT SIZE | UNIT OF MEASURE | CASE QUANTITY | CASE DIMENSIONS | CASE WEIGHT |
|--------------|-----------------|---------------|---|----------------|
| 4" 100mm | CASE | 4 | 10 x 10 x 5" 25.40 x 25.40 x 12.70mm | 4lbs 1.81kg |
| 5" 125mm | CASE | 4 | 12 x 8 x 6" 30.48 x 20.32 x 15.24mm | 9lbs 4.08kg |
| 6" 150mm | CASE | 4 | 14 x 10 x 6" 35.56 x 25.40 x 15.24mm | 12lbs 5.44kg |
| 8" 200mm | EACH | N/A | N/A | N/A |



APPLICABLE CONDUIT

| CONDUIT INNER DIAMETER | APPLICABLE 4" 100mm CONDUIT | PORT DIAMETER RANGE |
|----------------------------------|---|---------------------------------|
| 3.29 - 4.39" 99.60 - 111.50mm | PVC SCH 40 PVC DB 120 PVC DB 100 PVC DB 60 PVC EB 35 PVC EB 20 EMT HDPE SCH 40 | 0.70 - 1.02" 17.80 - 25.90mm |
| 3.29 - 4.39" 99.60 - 111.50mm | | 1.03 - 1.17" 26.20 - 29.70mm |
| 3.29 - 4.39" 99.60 - 111.50mm | | 1.18 - 1.37" 30.00 - 34.80mm |
| 3.29 - 4.39" 99.60 - 111.50mm | | 1.38 - 1.96" 35.10 - 49.80mm |
| 3.29 - 4.39" 99.60 - 111.50mm | PVC SCH 40 PVC DB 120 HDPE SCH 40 | 1.92 - 2.25" 48.80 - 57.20mm |
| 3.29 - 4.39" 99.60 - 111.50mm | | 2.25 - 2.56" 57.20 - 65.00mm |
| 3.29 - 4.39" 99.60 - 111.50mm | | 2.53 - 2.92" 64.30 - 74.20mm |

| CONDUIT INNER DIAMETER | APPLICABLE 5" 125mm CONDUIT | PORT DIAMETER RANGE |
|-----------------------------------|---------------------------------|---------------------|
| 4.95 - 5.15" 125.73 - 130.81mm | PVC SCH 40 HDPE SCH 40 F2160 | ALL PORT RANGES |

| CONDUIT INNER DIAMETER | APPLICABLE 6" 150mm CONDUIT | PORT DIAMETER RANGE |
|-----------------------------------|---------------------------------|---------------------|
| 5.96 - 6.15" 151.13 - 156.21mm | PVC SCH 40 HDPE SCH 40 F2160 | ALL PORT RANGES |

| CONDUIT INNER DIAMETER | APPLICABLE 8" 200mm CONDUIT | PORT DIAMETER RANGE |
|-----------------------------------|---------------------------------|---------------------|
| 7.74 - 7.94" 196.60 - 201.68mm | PVC SCH 40 HDPE SCH 40 F2160 | ALL PORT RANGES |

For more technical information and/or to download the Marketing Technical Sheet for CASE of these products, please visit the Entry Seal Product Webpage: <https://calam.net/electrical-broadband/wedge-seals/>

ABOUT CAL AM MANUFACTURING

Cal Am Manufacturing® specializes in products for use in underground electrical and broadband applications. Founded in Southern California over thirty-five (35) years ago, Cal Am designs and produces fittings and sealing devices to serve utilities, municipalities, government facilities, data centers, and fiber optic projects, through a worldwide network of distributors.

TEST OUR PRODUCT

Learn more at: <https://calam.net/test-our-products>

Corporate Office:
El Cajon, CA 92020

Phone +1.619.336.9550

Sales@CalAm.net
Marketing@CalAm.net

www.CalAm.net